








Acute Rod Breakdown 2026™

A Starting Point for a Rod Selection Discussion.

Power	Heavy <u>Cover</u> Heavy Lure Heavy Hook Heavy <u>Line</u>	Baitcaster Rod						 <u>Frog</u>			
	Heavy			 <u>Alabama Rig</u>	 <u>Glide Bait</u>	 <u>Toad</u>		 <u>Flipping Jig</u>			
	Medium Heavy			 <u>Flutter Spoon</u>	 <u>Prop Bait</u>	 <u>Texas Rig</u>			 <u>Football Jig</u>		
	Medium for <u>Baitcaster</u>		 <u>Bladed Jig</u>	 <u>Popper</u>	 <u>Lipped Crankbait</u>	 <u>Lipless Crankbait</u>	 <u>Hard Swimbait</u>	 <u>Buzzbait</u>	 <u>Plopper</u>	 <u>Walking Bait</u>	 <u>Finesse Jig</u>
						 <u>Blade Bait</u>	 <u>Twitch Bait</u>	 <u>Wobble Head</u>		 <u>Hard Jerkbait</u>	
	Medium for <u>Spinning Rod</u>						 <u>Soft Swimbait</u>	 <u>Soft Jerkbait</u>	 <u>Tube</u>		
	Medium Light						 <u>Jighead Minnow</u>		 <u>Spybait</u>	 <u>Ned Rig</u>	
							 <u>Shaky Head</u>		 <u>Wacky Rig</u>		
	No <u>Cover</u> Light Lure Light Hook Light <u>Line</u>		Light					 <u>Hair Jig</u>		 <u>Drop Shot</u>	
					Moderate	Moderate Fast	Fast	Extra Fast			
			Low <u>Feel</u> Triple Hooks <u>Far Cast</u> Lowest <u>Cast Accuracy</u>	Action			High <u>Feel</u> Single Hooks <u>Close Cast</u> Highest <u>Cast Accuracy</u>				

Rod selection varies based on several factors including: lure weight, line type, line test, cast technique and personal preferences. This infographic is for discussion purposes and to provide a relative comparative rod breakdown.