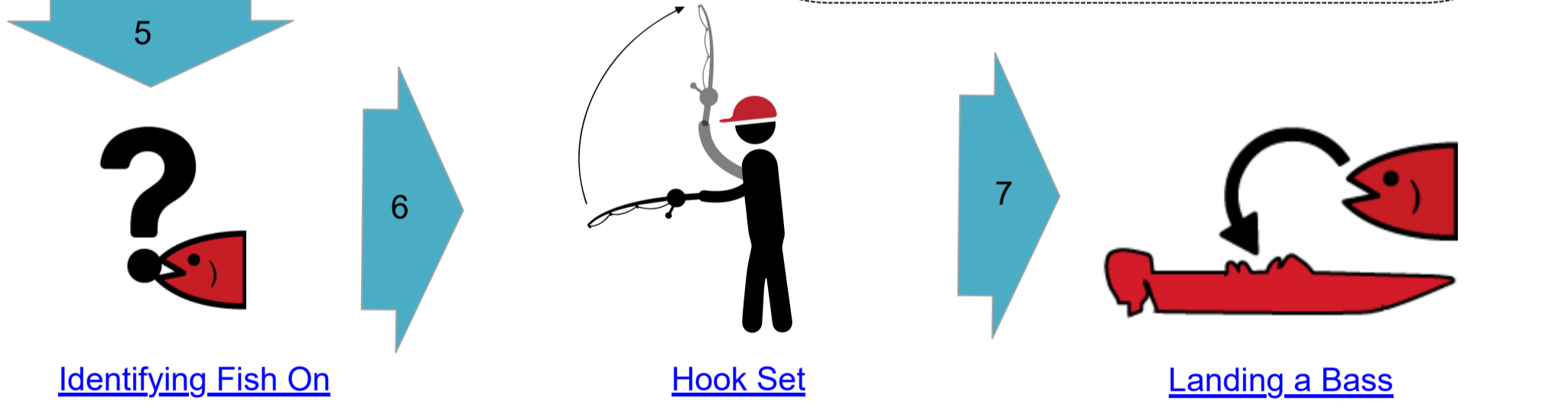
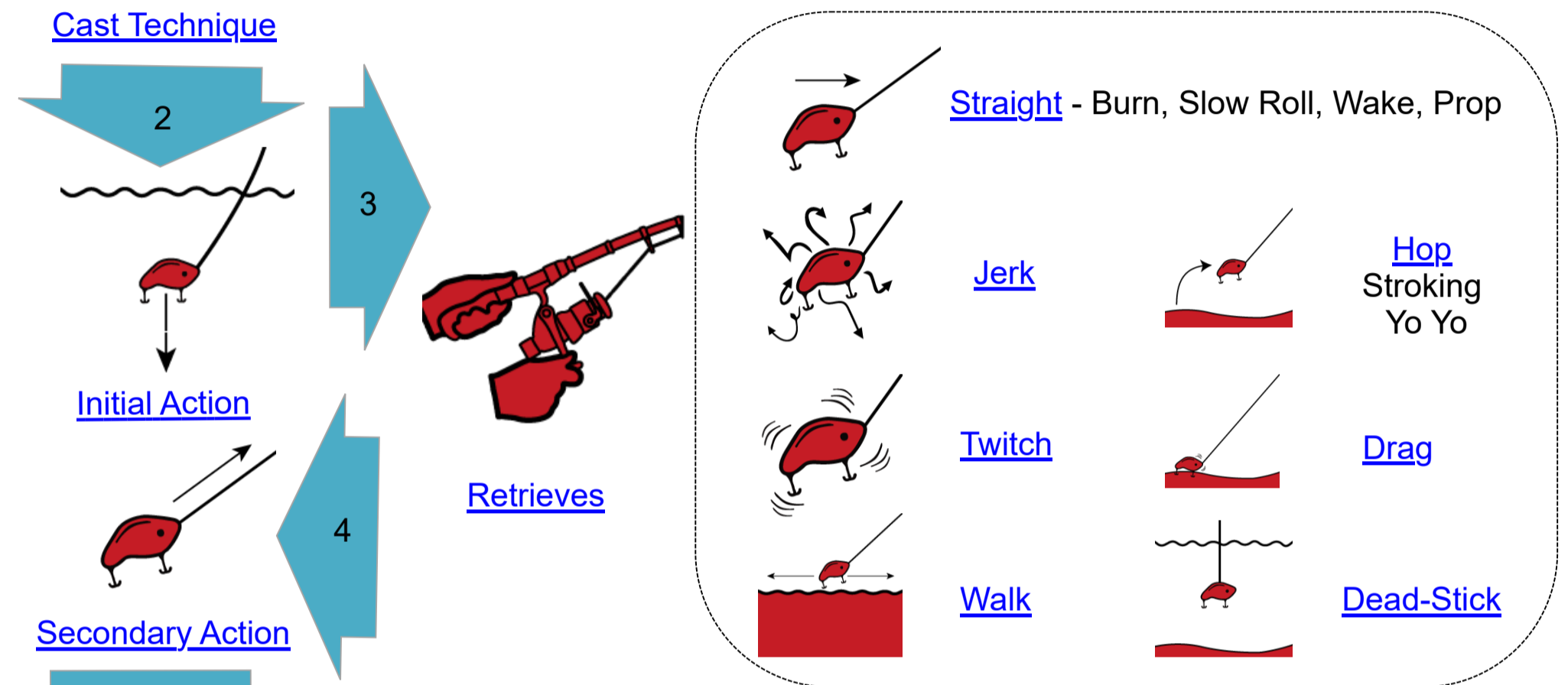
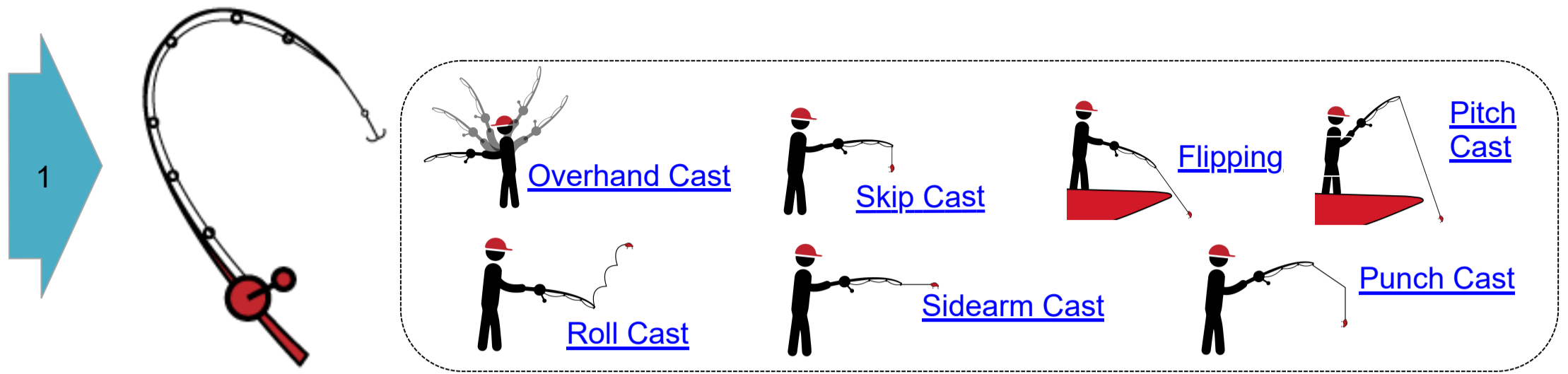


# Acute Presentation Breakdown 2026™

Seven Step Presentation Process.



Presentation Considerations					
	<b>Cast Distance</b>	Typically refers to a focused on casting long distances.		<b>Cast Accuracy</b>	Presenting the lure to the precise targeted spot.
	<b>Repetition</b>	Casting repetitively to a high percentage spot.		<b>Follow-Up Bait</b>	Also called a follow-up lure, are lure ready for a presentation to a specific location typically after a missed hook set.
	<b>Horizontal Presentations</b>	Lures that transverse through the strike zone parallel to the water surface. Sometimes referred to as a "moving bait".		<b>Vertical Presentations</b>	Lures that descend through the strike zone perpendicular to the surface often referred to as jigging.
	<b>Slack-Line Presentations</b>	Slack line introduced in the retrieve.		<b>Tight-Line Presentations</b>	Line to the lure is always taut without the introduction of slack line.
	<b>Rod-Tip Position</b>	Location of the rod tip to maximize lure action, hook set, identify fish on and lure depth.		<b>Lure Action</b>	Lure motion, sound, vibration, flash to entice a bass to bite.
	<b>Rod Retrieves</b>	Rod is the primary instrument of the retrieve technique.		<b>Reel Retrieve</b>	Reel is the primary instrument in the retrieve technique.